

## 3154 Sample Application Manual

### Overview

The 3154 Sample Application (this application) can perform the following operations on the 3154.

- Backing up and restoring instrument settings
- Testing communications command transmit/receive functionality

### System requirements

- CPU: Operating speed of 1 GHz or greater
- RAM: 512 MB or greater
- Operating system: Windows 10 (32-bit/64-bit)
- Microsoft .NET Framework 4.0
- Interface: RS-232C
- Monitor resolution: 1,024×768 or greater
- Hard drive: Free space of 5 MB or greater (If .NET Framework 4.0 has not yet been installed, about 900 MB more free space will be required.)

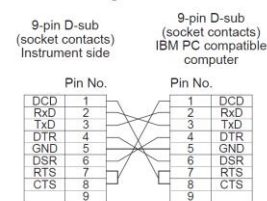
### Installing this application

1. Extract the downloaded “3154SampleApplicationxxx.zip”.

### Connecting the computer to the 3154

- Connect the computer to the 3154 with a D-sub 9-pin female to D-sub 9-pin female cross cable.
- Recommended cable: HIOKI 9637 RS-232C Cable (9pin-9pin/1.8m)

Crossover wiring



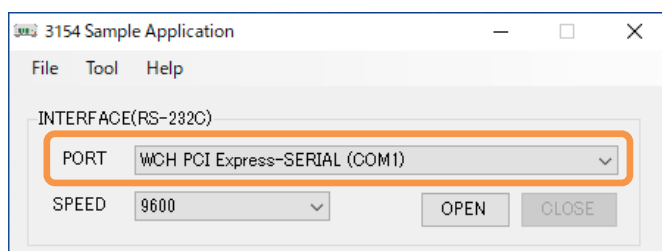
Recommended cable: HioKI 9637 RS-232C Cable (9pin-9pin/1.8 m)

### Launching the application and connecting to the 3154

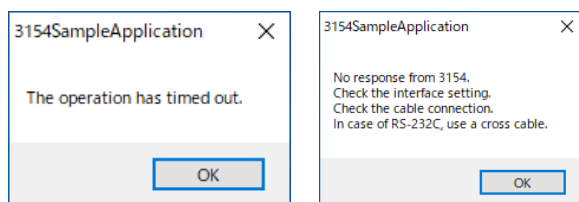
1. Double-click the “3154SampleApplication.exe”.
2. Check the interface **PORT** settings, and then click **OPEN**.



3154SampleApplication.exe



- If an error message such as the following appears, verify that the proper port has been set.

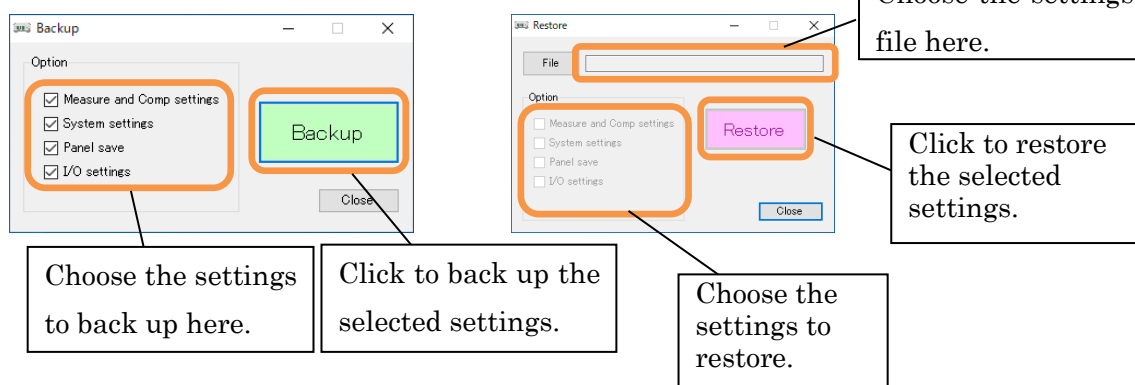


## Backing up and restoring instrument settings

The application can back up instrument settings as a settings file. Settings files have the extension “.bak.”

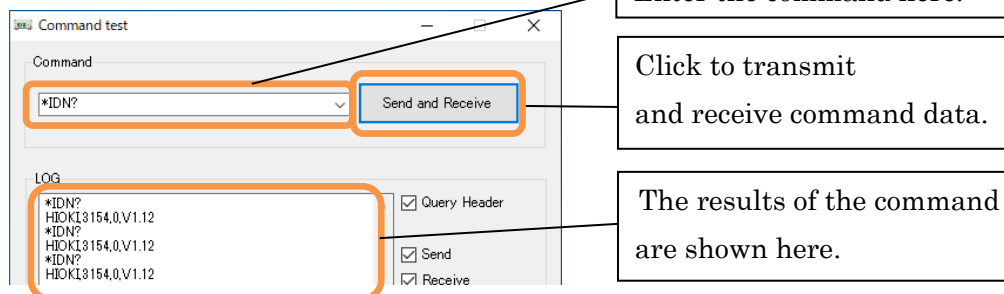
Backing up settings: Click [Backup](#).

Restoring settings: Click [Restore](#).



## Testing communications command transmit/receive functionality

The application can transmit and receive user-specified commands. This functionality can be accessed from [Command test](#) on the [Tool](#) menu. The command test screen will be displayed.



## Disclaimer

This application is freeware. HIOKI E.E. Corporation is not liable for any damage or loss sustained as a result of its use or for any bugs, issues, or defects that it may contain. Please note that HIOKI is unable to respond to questions about this software. Thank you for your understanding.